




Easy as 1-2-3!

### Complete the West Ottawa Music Boosters Scrip Registration Form

- The form is available at our website under Fundraising:  
[westottawamusicboosters.org/index.php/fundraising/scrip/](http://westottawamusicboosters.org/index.php/fundraising/scrip/)
- Complete the form electronically and print it out **OR** print the form and fill it in by hand.
- The form may be turned in to your child's music teacher **OR** send an electronic copy to [assisttreasurer@westottawamusicboosters.org](mailto:assisttreasurer@westottawamusicboosters.org).
- Make sure you have a completed Family Registration Form on file. If you have done fundraising with Music Boosters before, you should have one on file already. If not, the Family Registration form is available at the link above (the scrip page).

### Register at Shop With Scrip as a new family

- Go to [www.shopwithscrip.com](http://www.shopwithscrip.com)
- To register a new account, click the  button near the top right.
- After clicking the Register button, click the  button near the bottom left side of the page.
- Enter W.O. Music Boosters enrollment code: **1561EA4C25181**
- Complete the registration form and click the  button at the bottom.

### Setup up Presto-Pay

- Follow the prompts to setup PrestoPay. Enter your banking information.
- Great Lake Scrip Company will make two small deposits into your account to verify your banking information.
- Once the deposits are made, return to [www.shopwithscrip.com](http://www.shopwithscrip.com). You will be prompted to enter the deposit amounts.
- You will be emailed an activation code. **Email** the activation code to:  
[scrip@westottawamusicboosters.org](mailto:scrip@westottawamusicboosters.org).
- Once the code is received, your PrestoPay account will be activated and you will then be able to place Scrip orders.

***It is just that Easy!***